


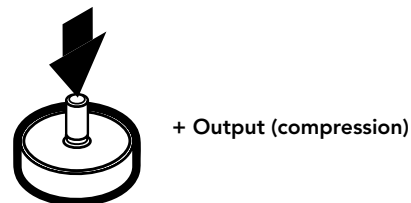
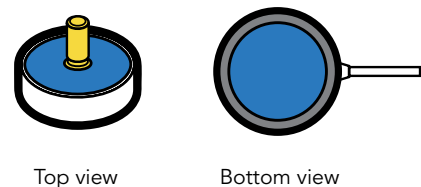




**FEATURES**

- Fully internally temperature compensated (no external conditioning circuitry)
- Subminiature / light weight
- Low deflection / fast response
- 17-4 PH stainless-steel construction
- For use in compression
- Utilizes metal foil strain gauge technology

-  Non-loading surface, do not contact
-  Active End
-  Fixed End



**SPECIFICATIONS**

**PERFORMANCE**

Nonlinearity	±0.5% of RO
Hysteresis	±0.5% of RO
Nonrepeatability	±0.1% of RO

**ELECTRICAL**

Rated Output (RO)	1.5 mV/V nom
Excitation (VDC or VAC)	7 max
Bridge Resistance	350 Ohm nom
Insulation Resistance	≥500 MOhm @ 50 VDC
Connection	#29 AWG, 4 conductor, spiral shielded silicone cable 10-ft [3 m] long
Wiring/Connector Code	WC1

**MECHANICAL**

Weight (approximate)	1 oz [28 g]
Safe Overload	150% of RO
Deflection	See chart on next page
Material	17-4 PH stainless-steel
IP Rating	IP64

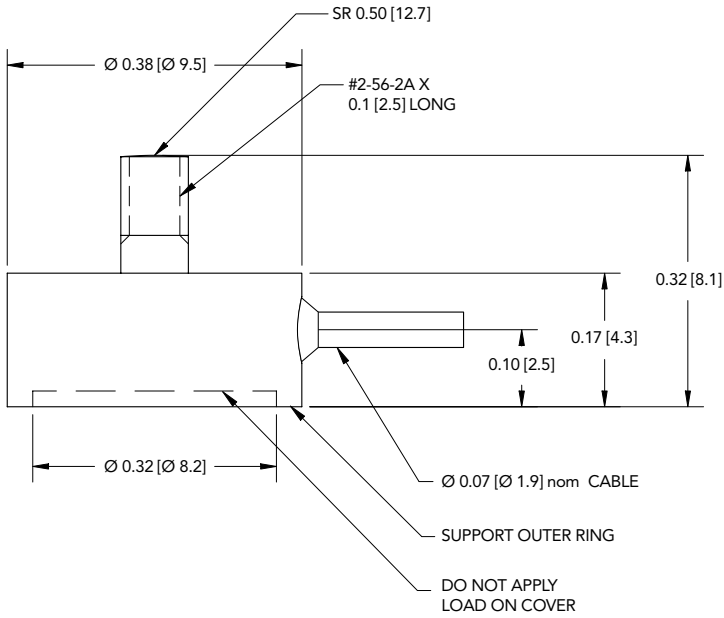
**TEMPERATURE**

Operating Temperature	-60 to 200°F (-50 to 93°C)
Compensated Temperature	60 to 160°F (15 to 72°C)
Temperature Shift Zero	±0.01% of RO/°F (±0.018% of RO/°C)
Temperature Shift Span	±0.02% of Load/°F (±0.036% of Load/°C)

**CALIBRATION**

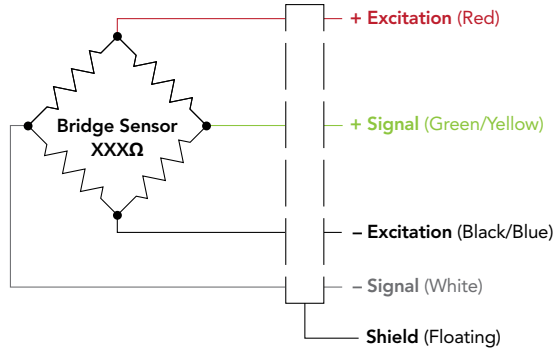
Calibration Test Excitation	5 VDC
Calibration (standard)	5-pt Compression
Shunt Calibration Value	60.4 kOhm

**DIMENSIONS** inches [mm]



**WIRING CODE (WC1 WITH SHIELD)**

RED	+ EXCITATION
BLACK	- EXCITATION
GREEN	+ SIGNAL
WHITE	- SIGNAL
SHIELD	FLOATING



**CAPACITIES**

ITEM #	lb	N	Deflection (in)	Natural Frequency (kHz)
FSH02708	10	44.5	0.0007	13.7
FSH02709	25	111	0.0007	22
FSH02710	50	222	0.0007	31

Drawing Number: FI1052-F

FUTEK reserves the right to modify its design and specifications without notice. Please visit <http://www.futek.com/salesterms> for complete terms and conditions.

10 Thomas, Irvine, CA 92618 USA

Tel: (949) 465-0900

Fax: (949) 465-0905

[www.futek.com](http://www.futek.com)



U.S. Manufacturer