

MC818-4000 SPECIFICATIONS

The MC818 is a six-axis transducer with threaded inserts in its top surface and a flanged base for t-slot mounting. A high-strength aluminum alloy (7075-T6) is used throughout to withstand harsh manufacturing and testing environments. A durable anodized finish protects the exterior from corrosion while elastomeric O-ring seals protect the strain gages and wiring. Internal potting of the strain gages further insures long life and consistent, reliable performance.



Units: Capacity:

Dimensions(WxLxH)	203 x 559 x 79.25 mm	IP Rating	IP60
Weight	20.45 Kg.	Sensing elements	Strain gage bridge
Channels	Fx, Fy, Fz, Mx, My, Mz	Amplifier	Required
Body Material	Aluminum	Analog outputs	6 Channels
Temperature range	-17.78 to 51.67°C	Digital outputs	None
Excitation	10V maximum	Crosstalk	< 2% on all channels
Fx, Fy, Fz hysteresis	± 0.2% full scale output	Fx, Fy, Fz non-linearity	± 0.2% full scale output

Channel	Fx	Fy	Fz	Units	Mx	My	Mz	Units
Capacity	8897	8897	17794	N	1807	3614	2033	N-m
Sensitivity	0.169	0.169	0.0427	µv/v-N	0.31	0.886	1.24	µv/v-N-m
Natural frequency	800	800	400	Hz	-	-	-	Hz
Stiffness (X 105)	842	842	3507	N/m	-	-	-	N-m/rad

Resolution [To determine the resolution of your system, please use our Output Calculator.](#)

Published specifications subject to change without notice.

Last modified:2016-08-23

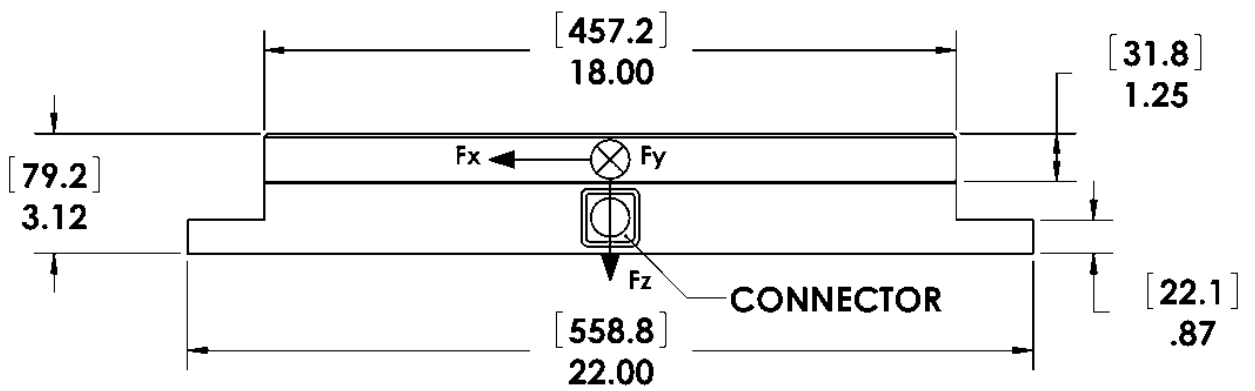
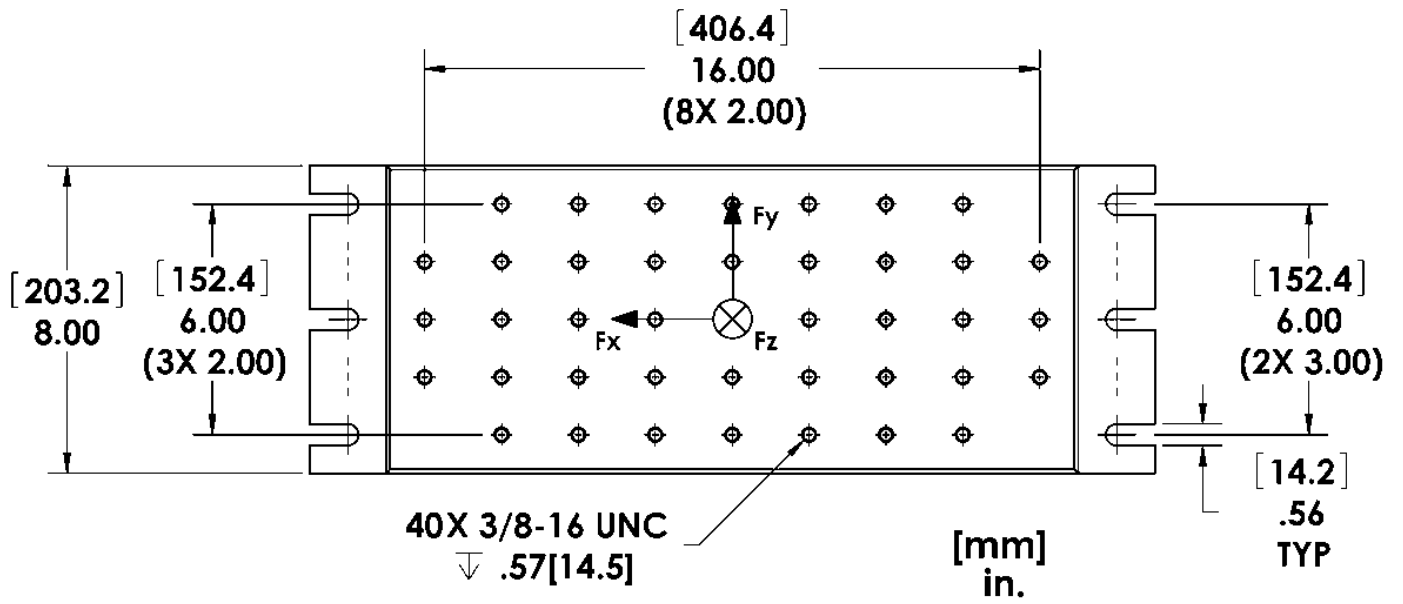
TECHNICAL DRAWINGS

[Footprint Drawing \(click on image to enlarge\)](#)

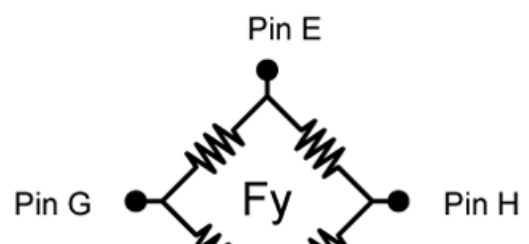
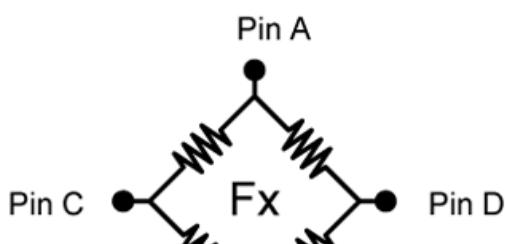
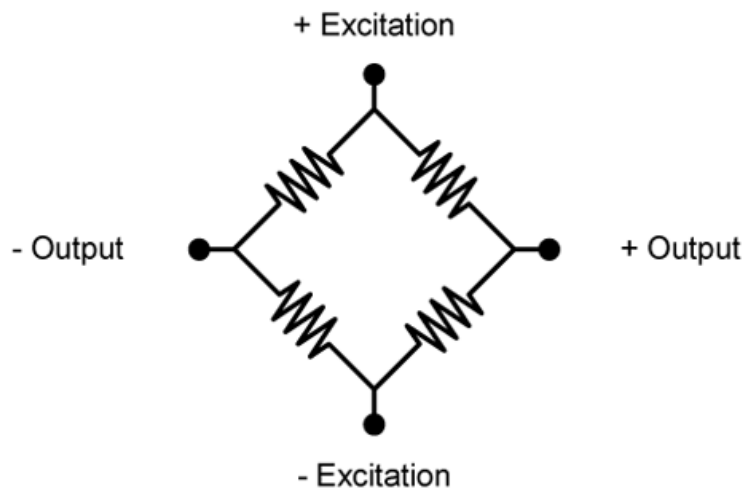
[Electrical Drawing \(click on image to enlarge\)](#)

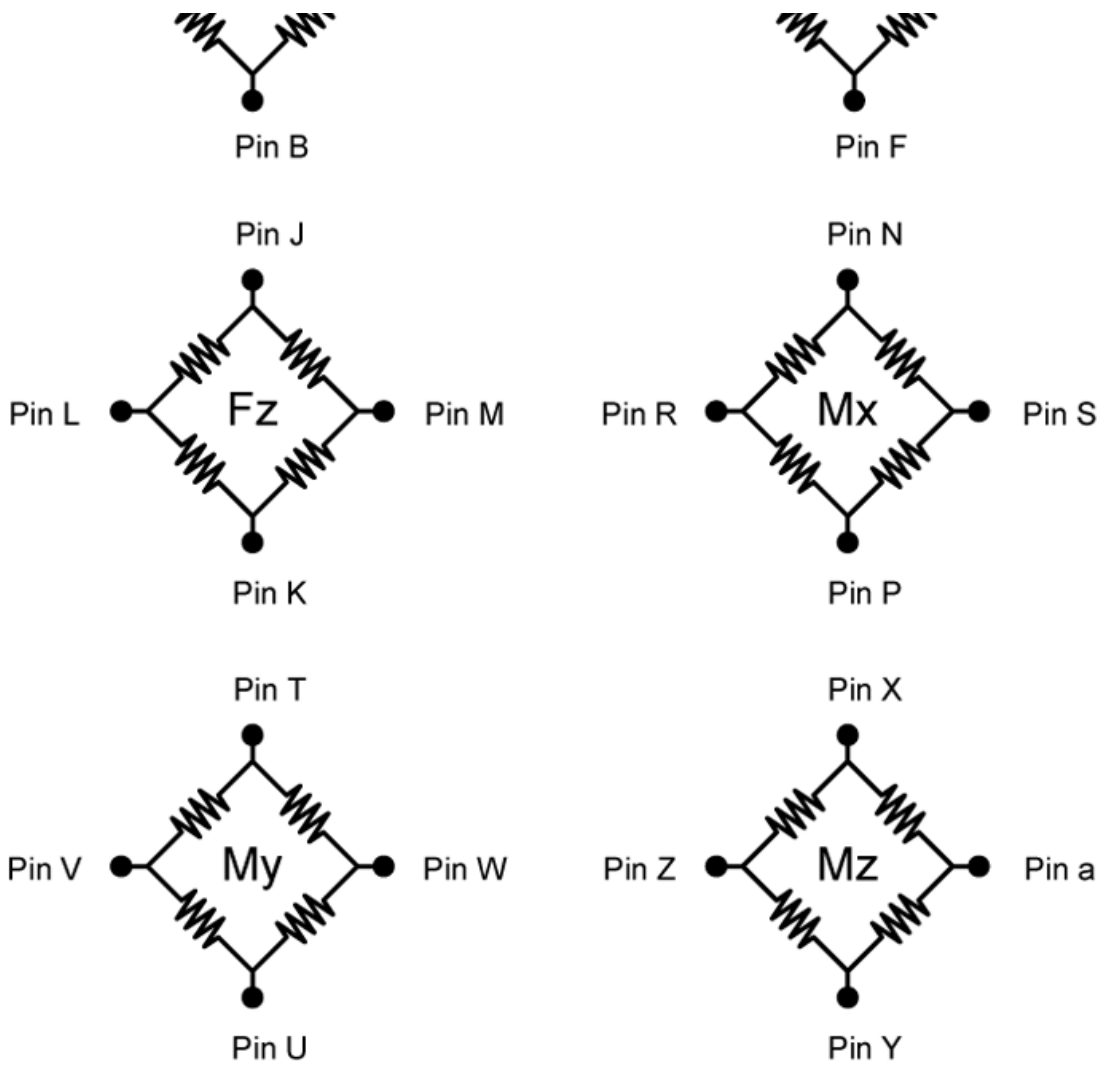
TECHNICAL DRAWING

[Footprint Drawing](#)



Electrical Drawing





Bridge Fz = 350 ohms
 Bridges Fx; Fy; Mx; My; Mz = 700 ohms
Connector Type:
 Souriau 851-02E16-26P50-44