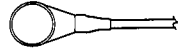
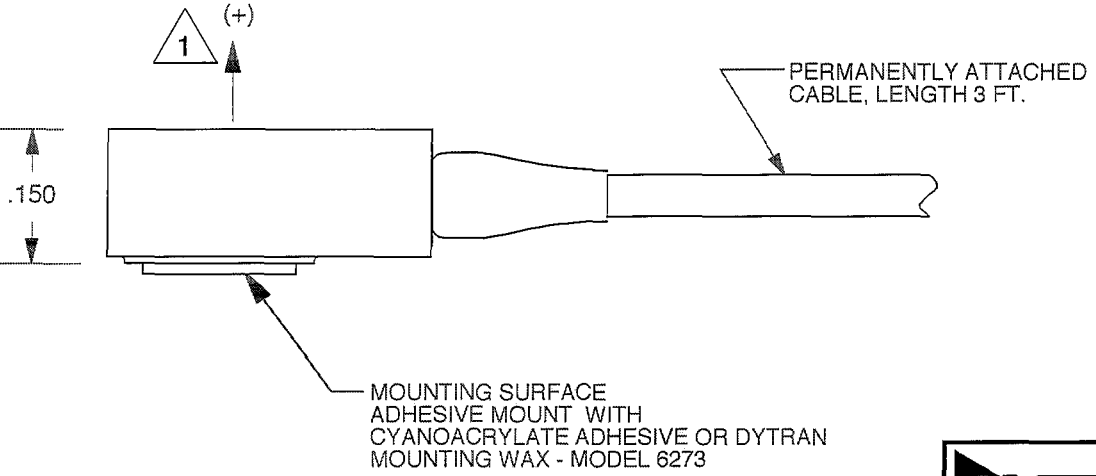
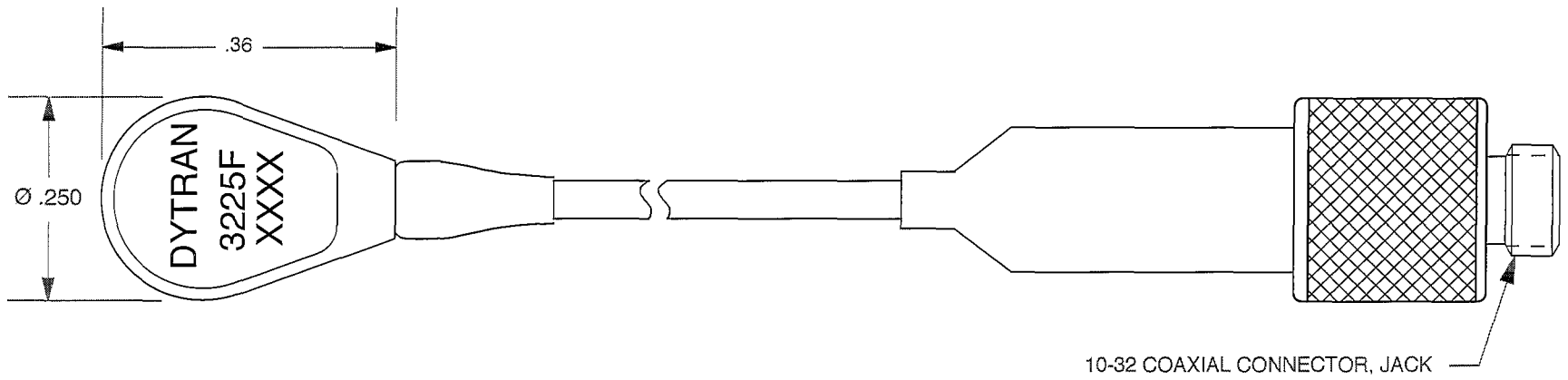


REV	ECN	DESCRIPTION	BY/DATE	CHK	APPR
C	6001	SEE ECN	RLA 7/08/09	EP	DV
D	9989	UPDATED VIEW OF CONNECTOR	AB 06/03/13	1/1	DV



ACTUAL SIZE

3. CASE AND CONNECTOR MATERIAL: TITANIUM.
  2. WEIGHT LESS CABLE: 0.6 GRAMS.
- 1 ARROW INDICATES SENSE AND DIRECTION OF INPUT ACCELERATION FOR POSITIVE GOING OUTPUT SIGNAL.

**EXCEPT AS OTHERWISE NOTED**

ALL DIMENSIONS IN INCHES  
TOLERANCE: .XXX = ± .XX = ±

SURFACE FINISH EXCEPT AS NOTED ✓

BREAK EDGES TO DEBURR RADIUS OR CHAMFER

THESE DIAS ⊙ TO T.I.R.

FILLETS - MAX RAD.

<b>DYTRAN</b> INSTRUMENTS, INC.		<b>MASTER ONLY IF IN RED</b>		CHATSWORTH, CA.	
SCALE	5X	REV	-	DATE	SEE REV BLK
DATE	10/2/01	PART NO.		ECN	-
DRAWN	N.C.	CHECKED	K.S.	MAT'L	
APPROVED	PML	8/08/06	NEXT ASSEMBLY	USED ON	
TITLE				DWG NO.	
<b>OUTLINE/INSTALLATION DRAWING, MODEL 3225F</b>				<b>127-3225F</b>	
				SHEET 1 OF 1	

# SPECIFICATIONS

## MODEL 3225F MINIATURE VOLTAGE MODE ACCELEROMETER

SPECIFICATION	VALUE	UNITS
<b>PHYSICAL</b>		
WEIGHT	0.6	GRAMS
SIZE (DIA x LENGTH HEX x HEIGHT)	0.25 x 0.36 x .150	INCHES
MOUNTING PROVISION	FLAT MOUNTING SURFACE FOR ADHESIVE MOUNT	
CONNECTOR, COAXIAL	10-32 JACK AT END OF FIXED 3 FT. CABLE	
CASE MATERIAL	TITANIUM	
SENSING ELEMENT	PLANAR SHEAR QUARTZ	
<b>PERFORMANCE</b>		
SENSITIVITY, ± 10% [1] [2]	10.0	mV/G
RANGE F.S.	500	G's
FREQUENCY RESPONSE, ± 10 % [3]	1.6 to 10,000	Hz
MOUNTED RESONANT FREQUENCY	>60	kHz
EQUIVALENT ELECTRICAL NOISE FLOOR	.007	G's RMS
AMPLITUDE NON-LINEARITY (ZERO BASED BEST FIT ST.LINE METHOD)	2.0	% F.S., MAX.
TRANSVERSE SENSITIVITY, MAX.	5	PERCENT
STRAIN SENSITIVITY	.0005	G's PER MICROSTRAIN @ 250/μσ
<b>ENVIRONMENTAL</b>		
MAXIMUM VIBRATION	400	G's, RMS
MAXIMUM SHOCK	5000	G's, PEAK
TEMPERATURE RANGE	-60 TO 250	°F
THERMAL COEFFICIENT OF SENSITIVITY	.03	%/°F
ENVIRONMENTAL SEAL	EPOXY	
<b>ELECTRICAL</b>		
SUPPLY CURRENT/COMPLIANCE VOLTAGE RANGE [3]	2 to 20/+18 to +30	mA/Volts
OUTPUT IMPEDANCE, TYP.	100	Ohms
BIAS VOLTAGE	+7 to +10	VDC
DISCHARGE TIME CONSTANT	0.3 to 0.8	Sec
OUTPUT SIGNAL POLARITY FOR ACCELERATION TOWARD TOP	Positive	
CASE GROUNDING	Case is grounded to electrical power ground	

### SUPPLIED ACCESSORIES:

[1] MODEL 6192 INSTALLATION/REMOVAL WRENCH

### NOTES:

[1] MEASURED AT 100 Hz, 1 G RMS

[2] ACTUAL SENSITIVITY IS GIVEN ON A CALIBRATION CERTIFICATE TRACEABLE TO **NIST**, SUPPLIED WITH EACH INSTRUMENT.

[3] DO NOT APPLY POWER TO THIS DEVICE WITHOUT CURRENT LIMITING, 20 mA MAX. TO DO SO WILL DESTROY THE INTEGRAL IC AMPLIFIER