

4

3

2

1

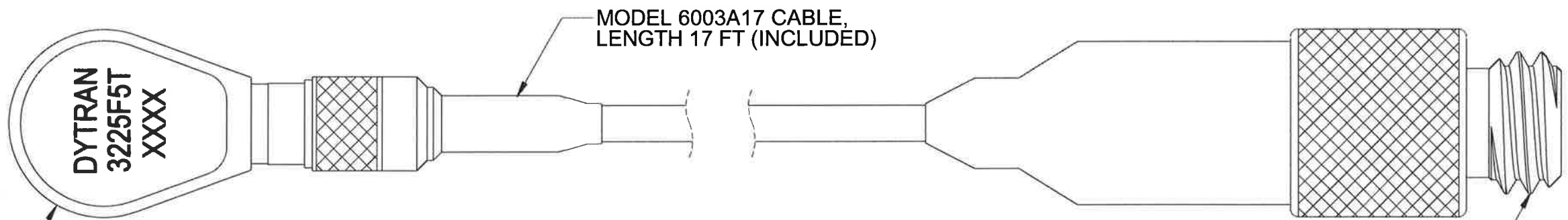
DWG NO 127-3225F5T SH 1 REV A

PROPRIETARY AND CONFIDENTIAL

THE INFORMATION CONTAINED IN THIS DRAWING IS THE SOLE PROPERTY OF DYTRAN INSTRUMENTS INC. ANY REPRODUCTION IN PART OR AS A WHOLE WITHOUT THE WRITTEN PERMISSION OF DYTRAN INSTRUMENTS INC. IS PROHIBITED

REVISIONS

REV.	ECN	DESCRIPTION	BY/DATE	CHK	APPR
A	9949	INITIAL RELEASE	AB 05/16/13	94	<i>[Signature]</i>



Ø.250  
[6.35]

.43  
[10.9]

.215  
[5.46]

Ø.17  
[4.3]

3-56 COAXIAL CONNECTOR  
MATES ONLY WITH DYTRAN  
CABLE MODEL 6003A17

MOUNTING SURFACE 1



- 4 ARROW INDICATES DIRECTION OF ACCELERATION FOR POSITIVE OUTPUT.
  - 3. CASE AND CONNECTOR MATERIAL: TITANIUM.
  - 2. WEIGHT LESS CABLE: 0.85 GRAMS MAX.
  - 1 RECOMMENDED MOUNTING ADHESIVE: CYANOACRYLATE OR DYTRAN MOUNTING WAX MODEL 6273.
- NOTES: UNLESS OTHERWISE SPECIFIED

UNLESS OTHERWISE SPECIFIED:  
 INTERPRET DIM & TOL PER ASME Y14.5M - 1994.  
 REMOVE BURRS.  
 COUNTERSINK INTERNAL THDS 90° TO MAJOR DIA.  
 CHAM EXT THDS 45° TO MINOR DIA.  
 THD LENGTHS AND DEPTHS ARE FOR MIN FULL THDS.  
 DIMENSIONS APPLY AFTER FINISHING.

UNLESS OTHERWISE SPECIFIED:  
 DIMENSIONS ARE IN INCHES.  
 DIMENSIONS IN BRACKETS [ ] ARE IN MILLIMETERS TOLERANCES ARE:

DECIMALS	METRIC	ANGLES
.XX ±.03	.X ± 0.8	±1°
.XXX ±.010	.XX ±0.25	

APPROVALS      DATE

ORIG	AB	05/13/13
CHK	<i>[Signature]</i>	05/16/13
APP	<i>[Signature]</i>	5/16/13

ALL MACHINED SURFACES. <sup>63</sup>✓  
 TOTAL RUNOUT WITHIN .005.  
 BREAK SHARP EDGES .005 TO .010.  
 MACHINED FILLET RADII .005 TO .015.  
 WELDING SYMBOLS PER AWS A2.4.  
 ABBREVIATIONS PER MIL-STD-12.

DO NOT SCALE DRAWING

THIRD ANGLE PROJECTION  
 USA

**MASTER**  
**ONLY IF IN RED**  
 Chatsworth, CA

**DYTRAN**  
 INSTRUMENTS, INC.

TITLE: **OUTLINE INSTALLATION DRAWING 3225F5T**

SIZE	CAGE CODE	DWG NO	REV
<b>B</b>	<b>2W033</b>	<b>127-3225F5T</b>	<b>A</b>

SCALE: NONE      SHEET 1 OF 1

<b>MODEL NUMBER</b> <b>3225F5T</b>	<b>PERFORMANCE SPECIFICATION</b>	<b>DOC NO.</b> <b>PS3225F5T</b>
<b>ACCELEROMETER , IEPE</b>		REV D, ECN 13008, 10/26/16



- **MINIATURE SIZE**
- **REMOVABLE CABLE WITH 10-32 CONNECTOR**

**This family also includes:**

Model	Sensitivity (mV/g)	Range (g's)	Resolution (Grms)	Oper. Temp(°F)	TC
3225F1T	10	500	0.007	-60 TO 250	0.3 TO 0.6
3225F4T	1	500	0.007	-60 TO 250	0.3 TO 0.6

Refer to the performance specifications of the products in this family for detailed description.

**Supplied Accessories**

- 1) Model 6591A installation wrench
- 2) Model 6298 small petro mounting wax
- 3) Accredited calibration certificate (ISO 17025)

**Notes:**

- [1] Flat mounting surface for adhesive mount.
- [2] Mates with Dytran cable 6003A17
- [3] Measured at 100 Hz, 1 grms per ISA RP37.2.
- [4] Percent of full scale or any lesser range, zero based best-fit straight line method.
- [5] Do not apply power to this device without current limiting, 20mA max, to do so will destroy the integral IC amplifier
- [6] In the interest of constant product improvement, we reserve the right to change specifications without notice.

**PHYSICAL**

	ENGLISH		SI	
Weight, Max (Less Cable)	0.03	oz	0.85	grams
Mounting Provision	[1]		[1]	
Connector [2]	3-56		3-56	
Case Material	Titanium		Titanium	
Sensing Element	Quartz		Quartz	
	Material Mode		Shear	

**PERFORMANCE**

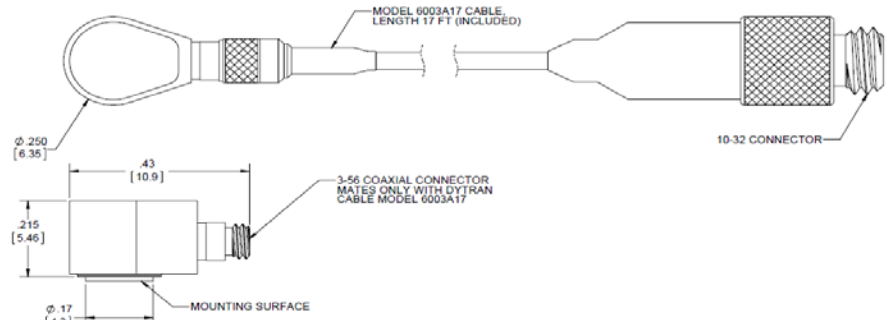
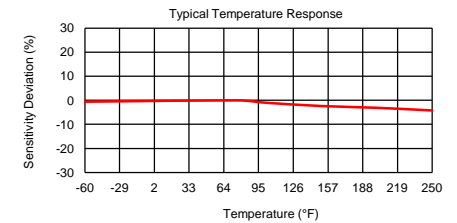
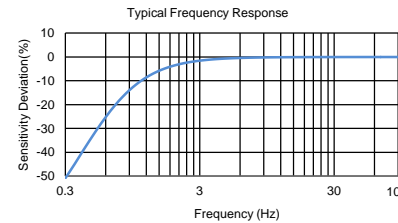
	ENGLISH		SI	
Sensitivity, ± 10% [3]	10	mV/g	1.02	mV/m/s <sup>2</sup>
Range F.S For ± 5 Volts Out	± 500	g's	± 4905	m/s <sup>2</sup>
Frequency Response, +/- 10%	1.0 to 10000	Hz	1.0 to 10000	Hz
Mounted Resonant Frequency	> 60	kHz	> 60	kHz
Amplitude Non-Linearity [4]	2	%F.S	2	%F.S
Transverse Sensitivity, Max	5	%	5	%
Noise Resolution	0.007	grms	0.07	m/s <sup>2</sup> rms
Strain Sensitivity @250/με	0.0005	g/με	0.0049	m/s <sup>2</sup> /με

**ENVIRONMENTAL**

	ENGLISH		SI	
Maximum Vibration	7000	Grms	68600	m/s <sup>2</sup> rms
Maximum Shock	6000	Gpeak	58800	m/s <sup>2</sup> peak
Temperature Range	-60 to +250	°F	-51 to +121	°C
TEDS Operating Temp	-60 to +180	°F	-51 to +82	°C
Environmental Seal	HERMETIC		HERMETIC	

**ELECTRICAL**

	ENGLISH		SI	
Supply Current/Compliance Voltage Range [5]	2 to 20/+18 to +30	mA/Volts	2 to 20/+18 to +30	mA/Volts
Output Impedance, TYP	100	Ω	100	Ω
Bias Voltage	+7 to +9	VDC	+7 to +9	VDC
Discharge Time Constant	0.2 to 1.5	Sec	0.2 to 1.5	Sec
TEDS Feature	IEEE 1451.4		IEEE 1451.4	



Units on the line drawing are in inches, units in brackets are in millimeters. Refer to 127-3225F5T for more information.

