

# AC135 Series

Low Frequency Accelerometer, Top Exit Connector/Cable, 500 mV/g

SECTION 1 - VIBRATION SENSORS  
Accelerometers



Actual Product Size Shown



## Product Features

**Low Frequency/  
Slow Speed Sensor**

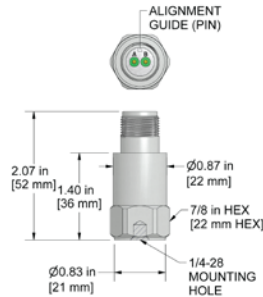
**0,2 - 3000 Hz (12 - 180,000 CPM)**

- 500 mV/g Sensitivity, ±10% Sensitivity
- Standard 2 Pin MIL Connection
- ±10 g, Peak Dynamic Range

### AC135-1A

2 Pin Connector

Connector Pin	Polarity
A	(+) Signal/Power
B	(-) Common



### AC135-2C

Integral Cable

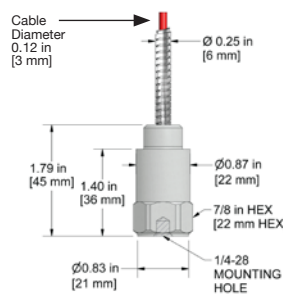
Conductor	Polarity
Red	(+) Signal/Power
Black	(-) Common
Shield	Cable Drain Wire



### AC135-3C

Armored Integral Cable

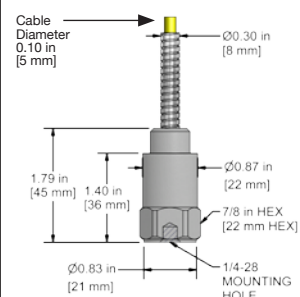
Conductor	Polarity
Red	(+) Signal/Power
Black	(-) Common
Shield	Cable Drain Wire



### AC135-6C

Heavy Duty Armored Integral Cable

Conductor	Polarity
Red	(+) Signal/Power
Black	(-) Common
Shield	Cable Drain Wire



Specifications	Standard	Metric
Part Number	AC135	M/AC135
Sensitivity (±10%)	500 mV/g	
Frequency Response (±3dB)	12-180,000 CPM	0,2-3000 Hz
Frequency Response (±10%)	36-90,000 CPM	0,6-1500 Hz
Dynamic Range	± 10 g, peak	
<b>Electrical</b>		
Settling Time	5 Seconds	
Voltage Source (IEPE)	18-30 VDC	
Constant Current Excitation	2-10 mA	
Spectral Noise @ 10 Hz	1.7 µg/√Hz	
Spectral Noise @ 100 Hz	0.2 µg/√Hz	
Spectral Noise @ 1000 Hz	0.12 µg/√Hz	
Output Impedance	<100 ohm	
Bias Output Voltage	10-14 VDC	
Case Isolation	>10 <sup>8</sup> ohm	

Specifications	Standard	Metric
<b>Environmental</b>		
Temperature Range	-58 to 250°F	-50 to 121°C
Electromagnetic Sensitivity	CE	
Sealing	IP68	
Submersible Depth (AC135-2C/3C)	200 ft.	60 m
<b>Physical</b>		
Sensing Element	PZT Ceramic	
Sensing Structure	Shear Mode	
Weight	3.4 oz	95 grams
Case Material	316L Stainless Steel	
Mounting	1/4-28	
Connector (non-integral)	2 Pin MIL-C-5015	
Resonant Frequency	960,000 CPM	16000 Hz
Mounting Torque	2 to 5 ft. lbs.	2,7 to 6,8 Nm
Mounting Hardware	1/4-28 Stud	M6x1 Adapter Stud
Calibration Certificate	CA10	

## Ordering Information

Standard	AC135-1A (1/4-28 Stud)	AC135-2C - / (1/4-28 Stud)	AC135-3C - / (1/4-28 Stud)	AC135-6C - / (1/4-28 Stud)
		(length in feet) (termination)	(maximum armor length 100 ft.) (cable length in feet) (termination)	(maximum armor length 20 ft.) (cable length in feet) (termination)
Metric	M/AC135-1A (M6x1 Adapter Stud)	M/AC135-2C - / (M6x1 Adapter Stud)	M/AC135-3C - / (M6x1 Adapter Stud)	M/AC135-6C - / (M6x1 Adapter Stud)
		(length in meters) (termination)	(maximum armor length 30 m) (cable length in meters) (termination)	(maximum armor length 6 m) (cable length in meters) (termination)

Cable Termination Options: **E** **F** **L** **Z**



VIBRATION ANALYSIS HARDWARE

Backed by our Unconditional Lifetime Warranty