

LP334 Series

Loop Power Sensor, Acceleration, 4-20 mA Output, With 10 mV/°C Temperature Output, Side Exit Connector/Cable



A CTC COMPANY

REGULATORY APPROVALS



PRODUCT FEATURES

Acceleration Output for Higher Frequency Applications with Temperature Output

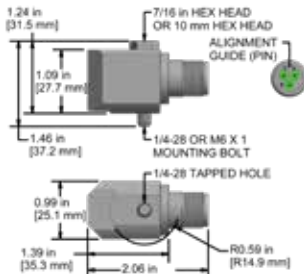
Peak and RMS Outputs Available

Enables Vibration Alarms for Process Control

Output to PLC, DCS, SCADA

LP334-1E 3 Pin Connector

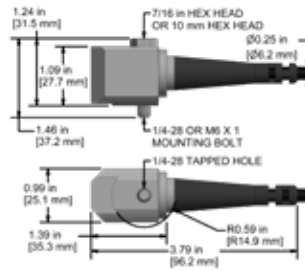
Connector Pin	Polarity
A	(+) Signal
B	(-) Power-Negative
C	(+) Common/Power



BUILD TO ORDER

LP334-2E Integral Cable

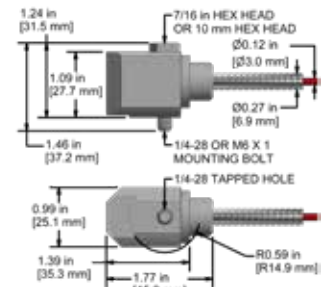
Conductor	Polarity
Red	(+) Signal
Black	(-) Power-Negative
White	(+) Common/Power
Shield	Cable Drain Wire



BUILD TO ORDER

LP334-3E Armored Integral Cable

Conductor	Polarity
Red	(+) Signal
Black	(-) Power-Negative
White	(+) Common/Power
Shield	Cable Drain Wire

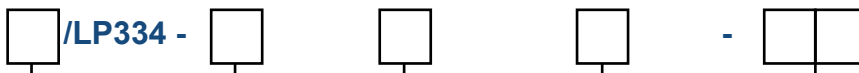


BUILD TO ORDER

Specifications	Standard	Metric
Output, 4-20 mA	See Selection Guide	
Temperature Output		10 mV/°C
Tolerances		
4 mA		(± 5%)
20 mA		(± 10%)
Temperature		(± 5°C)
Electrical		
Settling Time (Turn on Time) @ Room Temp (68°F/20°C)		<30 Seconds
Power Requirement (Loop Powered) Voltage Source		15-30 VDC
Electrical Case Isolation		>108 ohm
Environmental		
Electromagnetic Sensitivity		CE

Specifications	Standard	Metric
Sealing		IP68
Submersible Depth (LP334-2D/3D)	200 ft.	60 m
Physical		
Sensing Element		PZT Ceramic
Sensing Structure		Shear Mode
Weight (without cable)	4.9 oz	140 grams
Case Material		316L Stainless Steel
Mounting Hole		1/4-28
Connector (LP334-1E)		3 Pin MIL-C-5015
Integral Cable (LP334-2E)		Polyurethane Jacketed Cable
Armored Cable (LP334-3E)		Armor Jacketed Cable
Mechanical		
Mounting Torque	2 to 5 ft. lbs.	2,7 to 6,8 Nm
Supplied Accessories		
Mounting Hardware	1/4-28 Captive Bolt	M6x1 Captive Bolt
Calibration Certificate		Current Output @ 100 Hz

ORDERING INFORMATION



Stud Type	Measurement Range	Range Type	Frequency Range +/- 3dB	Style	Cable/Armor Lengths
M = M6x1 (blank for 1/4-28)	0 = 0-1 g 2 = 0-2 g 5 = 0-5 g 10 = 0-10 g 20 = 0-20 g	R = RMS P = Peak	1 = 600-60,000 CPM (10-1000 Hz) 2 = 180-150,000 CPM (3-2500 Hz) 3 = 180-60,000 CPM (3-1000 Hz) 4 = 180-300,000 CPM (3-5000 Hz) 5 = 180-600,000 CPM (3-10000 Hz)	1E = 3 Pin MIL C-5015 2E = Integral Cable 3E = Armor Jacket	Component Cables Ordered Separately / [] [] [] - Z Cable Length (in Feet) / [] [] [] / [] [] [] - Z Maximum Armor Length 100 ft. (30 m) Cable Length (in Feet)